

2024 12 06

	29.48
52	20.12-42.20
	4661.30
	2913.35
	15811.50
	9882.50

%	1M	3M	12M
	4.39	39.12	32.75
	10.43	48.76	9.02



U

2026

96.41

4

150%



"

"

2024-2026

12.34 15.58 18.74

1.56

26	18
27	19
28	20
29	20
30	21
31	22
32	22
33	24
34	25
35	2024 3	27
36	28
1	15
2	16
3	22
4	23
5	24
6	24
7	26
8	27
9	29

1

20

1.1

153,155,013

2005 10 14

20

2005

2020

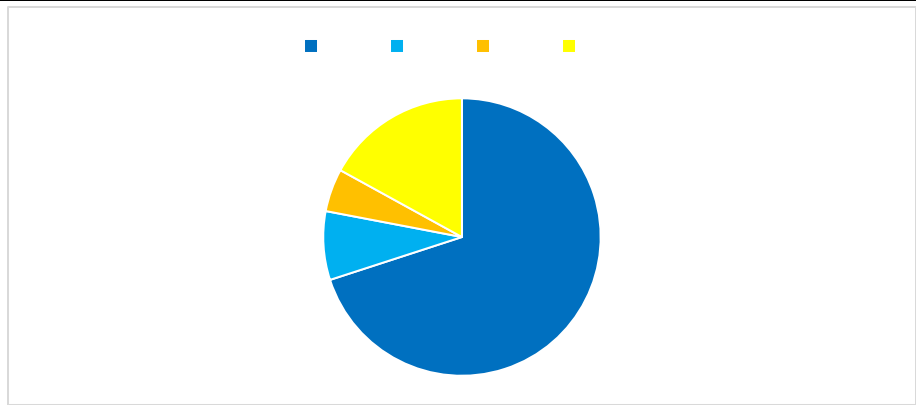
2024

40



70% 8% 4%-5%

4



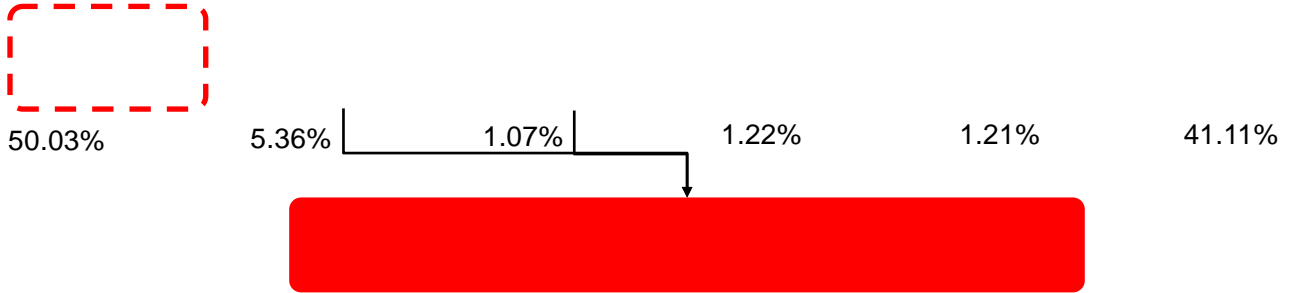
1.2

	EPC				2019
3.49	2023	9.38	2019-2023	CAGR	28.04%
		2019-2023	2020	0.41	

2021	1.84	2021				10.53
1.84		2021		EPC		2022
					EPC	2022
8	2022		1.60	2021	6.83	

	2021	EPC	EPC	2024
	37.14%		6.86pct	

13




Wind

2

2.1

S&P Global	2021	2022	13.8%	16.3%
2023	30	6.2%	1092	
	2013			
	1457	2023	365	

14



S&P Global

2015

S&P Global Market Intelligence	2022	28
21% 2023	31	
15	10	

S&P Global

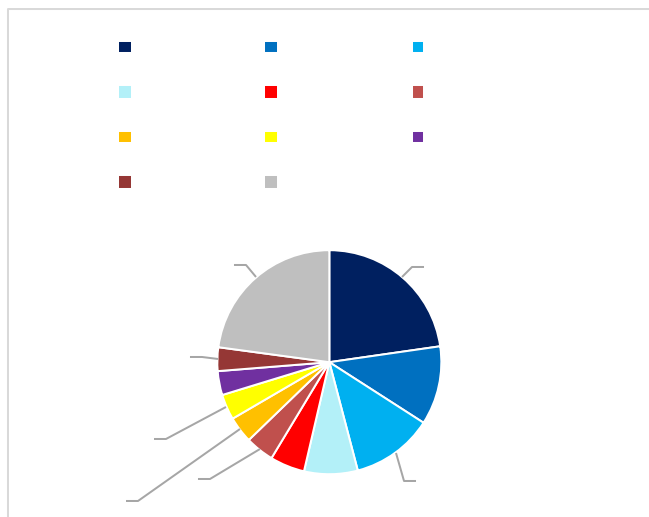
Cochilco

2013-2015

0.77-0.78 2023 0.64

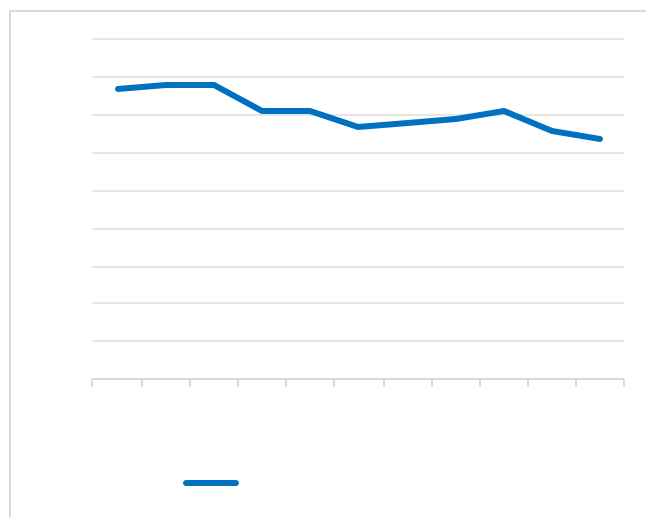
USGS	2023	10		1.9
	1	1.2	0.8	0.53
0.5		2023	2200	
500	260	170	110	

16



SMM

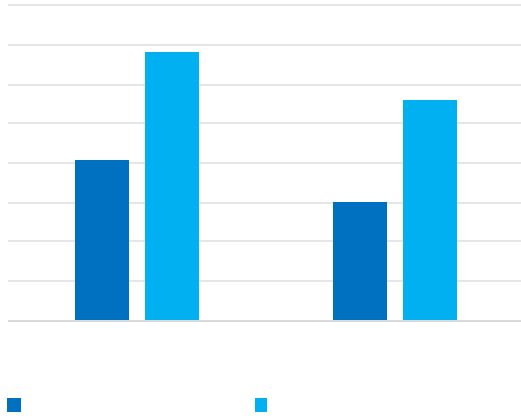
17



iFind

Codelco

			1993	0.81%	0.6%	
1993	1.36%	1.12%				2005
1.0%	2023	0.64%				
					21	
	2000	5000	/	2023	22061	/
					2022	
2005	2.34					



ICSG 2014 2014-2018 85%
 2023 80%
 20

		<i>iFinD</i>		<i>ICSG</i>			
		"	"				
		SMM				"	"
				400	200		
42%	18%	21%			32.3%		26.1%
23.4%	18.9%	35.7%	63.9%	69.8%	26.3%	33.6%	41.2%
41.7%	28.6%	22%	55%				

				2022		X	
				0.311			-10mm
25%	0.400%	+10mm	75%	0.281%	+10mm		
		56.85%		0.540%			
1.92	82.82%	0.085%					
0.479%		0.198%					

23

24

X





650mm

2024

750mm



0.9%	1.5%	Si	0.3%	1.0%	Mn	10%
15%		Ak	150J/cm ²			
	6		1			
					1921	

5

T/D

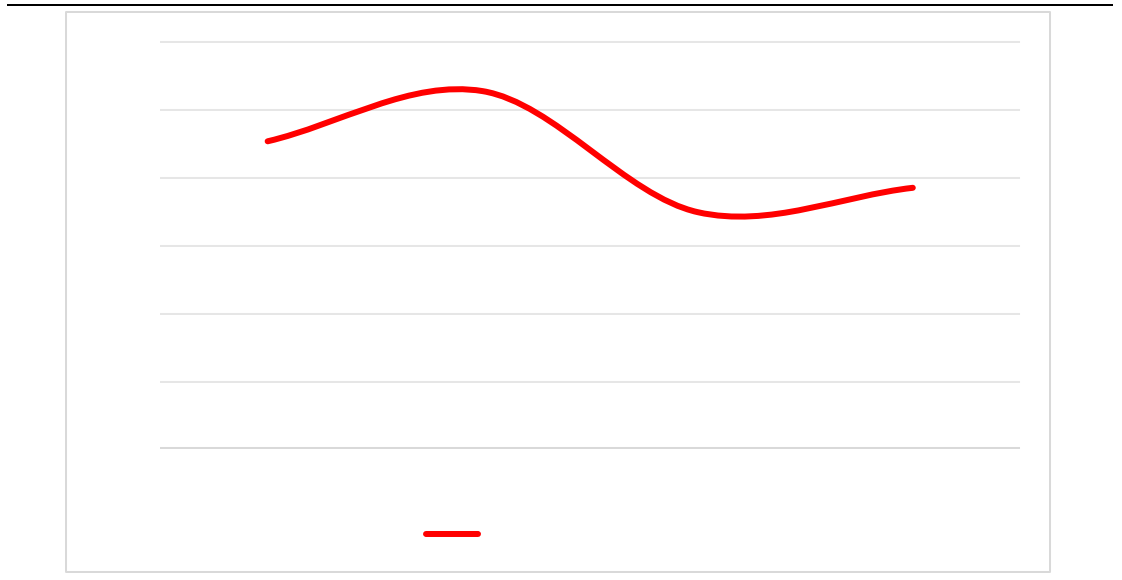
	13.67	14.06	15.81	19.11	24.16
/			3.99		
	54.56	56.12	63.10	76.23	96.41

Wind

3.3

100.00% 2023 192.50% 4 10 / 10 /

34



100.00%

2022 2023

100.00%

2023

2


100%

1-2



	Hudbay			
HUDBAY				
		20	50	EPC
				<i>Hudbay</i>

36



4

4.1

1

2024-2026

34% 31

6 12 /

		300 15%
		300 5% 15%
		300 -10% 5%
		300 10%
		300 5%
		300 -5% 5%
		300 5%