



Q Q



2021

Erdenet		Erdenet Mining Corporation
		KAZ Minerals LLC LSE:KAZ.L
Compania Electro Metalurgica S.A.		Compañía Electro Metalúrgica S.A. (Cia Electro Metalurgica SA) SNSE:ELECMETAL
		NATIONAL MINING MACHINERY 70% Khishigbat Shagdardorj 30%
		ME NAIPU LIMITDA 50% 50%
		2021 1 1 -2021 6 30

			300818
			NAIPU MINING MACHINERY CO., LTD.
			NAIPU MINING


2020

	5,837.11	
	1,023,201.37	


	97,948.61	
	173,606.53	
	953,380.56	--

1 —

1 —

1 —





--	--	--



1



Ä

C

ΕΘΛ ΑΙ Λ ΕΙΣΙ Σ ΜΕ



**ΕΠΙΧΕΙΡΗΣΙΑΚΟ ΠΡΟΓΡΑΜΜΑ**



3



E



"

"

"

BS-K KYF XJC

50m<sup>3</sup> 320 m<sup>3</sup>

C

2

C

C

450mm 550mm 650mm 750mm

KSBIW

Weir ar

C

a "

a "

750mm

650mm

Glencor

Teck

BHP

ž

f

Antamina

838-7

CPM

12.2× 11m

7.9× 13.6m

C

320

C

8,000

4500× 17000m

C

C

C

C

C

C

C

C

C

1

C

C

ž

c

2009

2

1.5-2

Erdenet

1.5-3

1/6

50%

8-10

3

10.37\*5.19m

3

5

1/4

@j \* 0û

KAZ Minerals LLC Oyu Tolgoi LLC

Compania Minera Antamina S.A. Erdenet Mining Corporation

Erdenet Mining Corporation

2006

J é M'

È«R'0`À

7F ÐW F Ð p

10.37\*5.49m

10.37\*5.19m

20



5,285,217.87

	9,100,317.97	0.54%	8,524,473.03	0.50%	0.04%
	180,539,661.48	10.69%	180,630,638.26	10.53%	0.16%
	187,674,051.87	11.11%	115,022,974.13	6.70%	4.41%
	1,910,395.11	0.11%			0.11%
	24,000,000.00	1.42%	20,000,000.00	1.17%	0.25%
	451,069,380.34	26.71%	514,333,965.89	29.94%	-3.23%
	180,860.66	0.01%			0.01%
	251,416,939.72	14.89%	284,645,188.37	16.59%	-1.70%



			4,522.84	100.00%						0.00	0.00		2021 3 29	<a href="http://www.cninfo.com.cn/">http://www.cninfo.com.cn/</a>
				100.00%						0.00	0.00		2021 5 20	<a href="http://www.cninfo.com.cn/">http://www.cninfo.com.cn/</a>
	--	--	4,522.84	--	--	--	--	--	--	0.00	0.00	--	--	--

N3600202100013

33,855.38

9,851.59

19,887.01

0



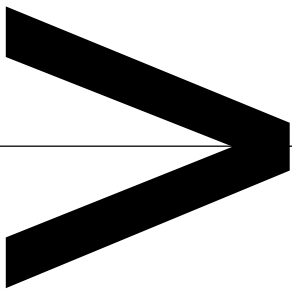
						67.72%
[2020]132						
		A	1,750	1		21.14
369,950,000		31,396,226.32				338,553,773.68
2020 2 7		( )		2020 2 7		
[2020]000040						
2021 6 30		19,887.01				14,420.34

	( )	(1)	(2)	(3) (2)/(1)						
1.		22,926.93								
2.		22,926.93	9,626.72	12,798.96	55.83%	2021 09 01				
3.		2,614.96	2,614.96	26.98	696.89	26.65%	2022 02 01			
4.		2,136	2,136	197.89	213.67	10.00%	2022 02 01			
5.		6,177.49	6,177.49	0	6,177.49	100.00%		-	-	
	--	33,855.38	33,855.38	9,851.59	19,887.01	--	--			--
	--						--	--	--	--
	--						--	--	--	--

	--					--	--			--	--
	--	33,855.38	33,855.38	9,851.59	19,887.01	--	--	0	0	--	--
1								2			
			3								
					2020						
		"				"				"	"
						"					

--	--

		(1)		(2)	(3)=(2)/(1)				
		22,631.67	9,626.72	12,798.96	55.83%	2022	09		
	--	22,631.67	9,626.72	12,798.96	--	--	0	--	--
	( )		2020	9	3				
	( )			2020	9	21	2020		
	( )								
	( )								



1

∅q€Ñ#, ñ0 Wf†qi · ‡— J

2

È

È

Weir Group KSB Metso Corporation

1y

X M ( 20 5 ! 5 0 W 9 4

È 4









2021

55.98%

2021 03 23

2021 03 23

[www.cninfo.com.cn](http://www.cninfo.com.cn)

2021-022

2020





1

2

25%

3

18

6

7

12

12

4

2020 02

12

5

20

6

1

12

2


25%

3

;

;

;



;  
;  
;

			<p>"</p> <p>5%</p> <p>" 1</p> <p>2</p> <p>3</p> <p>1</p> <p>2</p> <p>"</p>			
	<p>;</p> <p>; ;</p> <p>; ;</p> <p>;</p>	<p>IPO</p>	<p>1</p> <p>2</p> <p>1</p>	<p>20</p> <p>2020 02 12</p> <p>2023 2 11</p>		

			2					
				3				
			3				3	
			4					
							2%	
						1000		
					50%			
			5					
					" "			
			5					
			6					

			7			
			"			
			1	5		
	;	;	2	30	2020 02 12	
	;	3				
	;	2	"	"		



1

5

2


30

3





			3			
			10%			
			1			
			2			
	;		3		2020 02 12	2023 2 11



09  
5050 02

20

1

2

IPO

2020 05 2023  
06 2 11

1

2

3

3

1


2

ê









" " "

2018 10 23

∫ 6@ z ∫ j cw

50 -

1907100000394201810082665

01654

2018 10  
8 2019

"							
"							
1022	468	2021					
2021	3	9					
468	2021	1022					



---

		87,822.54		23,222.05	24,944.41			

1	52,500,000	75.00%			-13,953,000	-13,953,000 38,547,000 55.07%
2						
3	52,500,000	75.00%			-13,953,000	-13,953,000 38,547,000 55.07%



150

300

28 /

12

---

	1,812,000	1,812,000	0	0		
	52,500,000	13,953,000	0	38,547,000	--	--

11	1.046%		
10			
		4,000,000	4,000,000
		3,469,100	3,469,100
		1,600,000	1,600,000
		881,000	881,000
		800,000	800,000
		680,000	680,000
		680,000	680,000
		603,200	603,200
		430,000	430,000
		178,600	178,600
10	10 10	10	10
10	4		

10                      10

10                      10

2020







2021 06 30





---

	64,849,283.00	64,214,968.81
	451,069,380.34	514,333,965.89
	279,794.31	3,841,567.80

	70,000,000.00	70,000,000.00
	353,163,242.19	353,163,242.19
	19,997,955.37	
	-1,405,275.38	-1,637,931.71
	49,542,435.06	49,545,069.57
	449,164,634.19	403,484,058.29
	900,467,080.69	874,554,438.34
	5,730,342.80	5,498,365.92
	906,197,423.49	880,052,804.26
	1,688,720,795.46	1,715,852,195.69

	2021 6 30	2020 12 31
	457,615,735.97	606,675,972.79
	20,000,000.00	20,000,000.00
	9,343,301.80	13,229,572.35
	113,560,745.73	117,338,839.59
	251,058,548.47	284,583,460.33
	125,882,993.42	102,247,759.75
	141,763,117.94	99,043,268.20



	85,944.22	274,408.70
	650,080.72	
	361,401.16	358,501.87
	574,746,009.19	632,861,286.62
	180,860.66	
	189,867,760.00	189,867,760.00
	2,200,000.02	266,666.68
	3,425,214.90	3,206,024.01
	195,673,835.58	193,340,450.69
	770,419,844.77	826,201,737.31
	70,000,000.00	70,000,000.00
	353,163,242.19	353,163,242.19
	19,997,955.37	
	-141,415.82	-115,040.71
	49,542,435.06	49,545,069.57
	472,785,222.97	427,443,126.24
	925,351,529.03	900,036,397.29
	1,695,771,373.80	1,726,238,134.60

	2021	2020
	425,304,865.92	134,397,150.47
	425,304,865.92	134,397,150.47
	367,963,709.46	123,174,301.70
	316,435,070.32	80,842,474.03
	2,267,249.96	1,734,187.57
	15,204,896.27	17,464,577.20
	21,241,269.85	19,820,801.51
	7,530,005.19	6,774,006.14
	5,285,217.87	-3,461,744.75
	666,794.18	476,968.32
	2,783,795.80	1,404,009.41
	1,023,201.37	10,623,958.38
" "	602,220.05	1,874,843.89
	602,220.05	623,331.56
" -"		
" "		



	232,656.33	751,730.56
2.		
3.		
4.		
5.		
6.	232,656.33	751,730.56
7.		
	8,196.45	-77,723.18
	51,139,054.39	17,914,164.91
	50,907,077.52	18,508,195.88
	231,976.87	-594,030.97
	0.7259	0.2647
	0.00	0.00





	5,156,910.40	770.25
	7,877,498.70	16,459,506.25
	349,939,988.24	511,563,010.92
	268,759,115.55	137,126,909.55
	38,061,638.59	30,069,080.83
	8,011,784.41	3,741,801.18
	,98 A	

	132,680,239.99	297,856,916.09
	-132,666,762.70	-20,394,697.76
		347,240,000.00
	24,000,000.00	24,000,000.00
	24,000,000.00	371,240,000.00
	20,000,000.00	33,800,000.00
	5,523,982.15	13,425,728.30
	21,053,615.37	9,033,302.41
	46,577,597.52	56,259,030.71
	-22,577,597.52	314,980,969.29
	-6,397,609.60	617,919.89
	-151,002,624.94	611,937,074.60
	689,394,817.62	136,957,214.92
	538,392,192.68	748,894,289.52

	2021	2020
	314,606,226.05	478,144,855.44
	5,023,641.65	
	7,391,907.38	13,708,450.13
	327,021,775.08	491,853,305.57
	264,808,651.31	131,165,462.54

	30,966,424.65	24,788,961.90
	6,683,069.59	3,217,612.72
	45,693,960.86	43,887,290.99
	348,152,106.41	203,059,328.15
	-21,130,331.33	288,793,977.42
		205,000,000.00
		1,251,512.33
	7,170.00	71,210,706.00
	7,170.00	277,462,218.33
	100,149,312.32	62,926,526.14
		230,000,000.00
	4,522.84	845,124.00
	100,153,835.16	293,771,650.14
	-100,146,665.16	-16,309,431.81
		347,240,000.00
	24,000,000.00	24,000,000.00
	24,000,000.00	371,240,000.00
	20,000,000.00	33,800,000.00
	5,523,982.15	13,425,728.30
	20,909,115.37	9,033,302.41
	46,433,097.52	56,259,030.71
	-22,433,097.52	314,980,969.29
	-3,994,258.02	835,589.74

---

	-147,704,352.03	588,301,104.64
	578,399,490.61	32,459,731.02
	430,695,138.58	620,760,835.66

2021							
70,000,000.00	353,163,242.19	-1,637,931.71	49,545,069.57	403,484,058.29	874,554,438.34	5,498,365.92	880,052,804.26
			-2,634.51	-93,848.94	-96,483.45		-96,483.45
70,000,000.00							

4														
											-4,899,996.35		-4,899,996.35	
1														
2														
3											-4,899,996.35		-4,899,996.35	
4														
1														
2														
3														
4														
5														
6														
1														
2														
						19,997,955.37							-19,997,955.37	-19,997,955.37
	70,000,000.00			353,163,242.19	19,997,955.37	-1,405,275.38		49,542,435.06		449,164,634.19		900,467,080.69	5,730,342.80	906,197,423.49

2020								
	52,500,000.00	32,109,468.51	1,059,694.25	44,833,712.22	381,572,064.10	512,074,939.08	5,335,538.40	517,410,477.48
	52,500,000.00	32,109,468.51	1,059,694.25	44,833,712.22	381,572,064.10	512,074,939.08	5,335,538.40	517,410,477.48
" "	17,500,000.00	321,053,773.68	751,730.56		3,756,465.32	343,061,969.56	-594,030.97	342,467,938.59
			751,730.56		17,756,465.32	18,508,195.88	-594,030.97	17,914,164.91
	17,500,000.00	321,053,773.68				338,553,773.68		338,553,773.68
1	17,500,000.00	321,053,773.68				338,553,773.68		338,553,773.68
2								
3								

4															
											-14,000,000.00		-14,000,000.00		
1															
2															
3											-14,000,000.00		-14,000,000.00		
4															
1															
2															
3															
4															
5															
6															
1															
2															
	70,000,000.00				353,163,242.19		1,811,424.81		44,833,712.22		385,328,529.42		855,136,908.64	4,741,507.43	859,878,416.07

2021						
	70,000,000.00	353,163,242.19	-115,040.71	49,545,069.57	427,443,126.24	900,036,397.29
				-2,634.51	-30,384.87	-33,019.38
	70,000,000.00	353,163,242.19	-115,040.71	49,542,435.06	427,412,741.37	900,003,377.91
" "		19,997,955.37	-26,375.11		45,372,481.60	25,348,151.12
			-26,375.11		50,272,477.95	50,246,,

4												
											-4,899,996.35	-4,899,996.35
1												
2											-4,899,996.35	-4,899,996.35
3												
1												
2												
3												
4												
5												
6												
1												
2												
						19,997,955.37						-19,997,955.37
	70,000,000.00				353,163,242.19	19,997,955.37	-141,415.82		49,542,435.06	472,785,222.97		925,351,529.03

25'2 0

3												
4												
										-14,000,000.00		-14,000,000.00
1												
2										-14,000,000.00		-14,000,000.00
3												
1												
2												
3												
4												
5												

2021

6												
1												
2												
	70,000,000.00				353,163,242.19		-161,009.48		44,833,712.22	408,050,665.57		875,886,610.50

2011 4 25 ( )

361100210007871


---


"

"







3

8 —

8 —

(

)

( )

- 1
- 2
- 3

1

1

2

2

3

4

5

1

2

2

1

2

1

1

2

2

1

2

5.

í

1

12

2

3

12

1

1

2

3

4

5

1  
2

10.6.


10.6.

C


C

C

10.6.

C

---

		12

1

2

3



1

2

1

2

1

22 —

2

22 —

3

22 —

4

5

22 —

1

2

3

4

1

22 —

2

1

2

1  
2  
3  
4  
5

1  
2

		20	5%	4.75%
		10	5%	9.50%
		3	5%	31.67%
		4	5%	23.75%
		5	5%	19.00%

1

2

3

4

5

2

3

3

1

2

3

1.



1.

1

2

	5	

1

1

2

2

3

1

2

3

4

5

6

1



2

3

4

1

2



2



---

--	--

( )

1

2

1

2

3



" ( 2018 35 ) 2021 1 1		
---------------------------	--	--

	2020 12 31	2021 01 01	
	717,671,299.80	717,671,299.80	
	37,683,012.15	37,683,012.15	
	13,229,572.35	13,229,572.35	
	101,047,353.64	101,047,353.64	
	284,645,188.37	284,645,188.37	
	1,566,612.25	1,566,612.25	
	107,759,798.77	107,759,798.77	
	4,295,134.26	4,001,903.37	-293,230.89
	1,267,897,971.59	1,267,604,740.70	-293,230.89



8,524,473.03

8,524,473.03

		727,103.27	727,103.27
	189,867,760.00	189,867,760.00	
	266,666.68	266,666.68	
	3,229,416.43	3,229,416.43	
	193,363,843.11	194,090,946.38	727,103.27
	835,799,391.43	838,053,297.54	2,253,906.11
	70,000,000.00	70,000,000.00	
	353,163,242.19	353,163,242.19	
	-1,637,931.71	-1,637,931.71	
	49,545,069.57	49,542,435.06	-2,634.51
	403,484,058.29	403,390,209.35	-93,848.94
	874,554,438.34		

---

	102,247,759.75	102,247,759.75	
	99,043,268.20	99,043,268.20	
	2,648,740.97	2,367,507.88	-281,233.09
	1,245,767,613.98	1,245,486,380.89	-281,233.09

		446,025.74	446,025.74
	358,501.87	358,501.87	
	632,861,286.62	633,283,628.45	422,341.83
		277,715.64	277,715.64
	189,867,760.00	189,867,760.00	
	266,666.68	266,666.68	
	3,206,024.01	3,206,024.01	
	193,340,450.69	193,568,166.33	277,715.64
	826,201,737.31	826,851,794.78	650,057.47
	70,000,000.00	70,000,000.00	
	353,163,242.19	353,163,242.19	
	-115,040.71	-115,040.71	
	49,545,069.57	49,542,435.06	-2,634.51
	427,443,126.24	427,412,741.37	-30,384.87
	900,036,397.29	900,003,377.91	-33,019.38
	1,726,238,134.60	1,726,855,172.69	617,038.09


		13%







---



95,423,349.66	98.53%	5,524,041.61	
---------------	--------	--------------	--



	56,370,900.00	23.13%	2020 -2021	
Asian First Limited	40,090,395.80	16.45%	2020 -2021	
METRO SILVER INTERNATIONAL DEVELOPMENT LIMITED	23,563,440.00	9.67%	2021	
	5,448,904.80	2.24%	2021	
	231,330,946.85	94.94%		

	4,304,734.21	1,566,612.25
	4,304,734.21	1,566,612.25

	2,926,885.37	1,337,880.77
	1,633,577.09	176,918.50
	49,984.97	189,988.63
	4,610,447.43	1,704,787.90

2021 6 30	305,713.22			305,713.22
-----------	------------	--	--	------------

1	1			4,099,369.00
1	2			332,386.88
2	3			65,553.11
3				113,138.44
3	4			70,661.56
4	5			14,926.88
5				27,550.00
				4,610,447.43

	138,175.65	167,537.57			305,713.22
	138,175.65	167,537.57			305,713.22

		666,500.00	1	14.46%	33,325.00
		470,464.00	1	10.20%	23,523.20
		345,114.21	1	7.49%	17,255.71
		270,000.00	1	5.86%	13,500.00
		260,000.00	1 220,000 1-2 40,000	5.64%	15,000.00
	--	2,012,078.21	--	43.64%	102,603.91

	66,141,029.95		66,141,029.95	44,109,709.60		44,109,709.60
	6,725,396.94		6,725,396.94	4,318,896.54		4,318,896.54
	38,439,580.44	83,787.44	38,355,793.00	30,153,039.61	37,926.21	30,115,113.40
	170,189.56		170,189.56	118,746.93		118,746.93
	30,374,220.01	2,370.18	30,371,849.83	22,636,370.34	17,646.65	22,618,723.69
	8,065,096.81		8,065,096.81	6,110,947.15		6,110,947.15
	662,528.17		662,528.17	367,661.46		367,661.46
	150,578,041.88	86,157.62	150,491,884.26	107,815,371.63	55,572.86	107,759,798.77

	37,926.21	83,787.44		37,926.21		83,787.44
	17,646.65	2,370.18		17,646.65		2,370.18
	55,572.86	86,157.62		55,572.86		86,157.62

	471,698.11	
	14,949,128.86	4,001,903.37

	( )									( )		
	609,154.06									-26,375.11	582,778.95	
	609,154.06									-26,375.11	582,778.95	
	1,180,103.99			271,390.81							1,451,494.80	
	6,735,214.98			330,829.24							7,066,044.22	
	7,915,318.97			602,220.05							8,517,539.02	
	8,524,473.03			602,220.05						-26,375.11	9,100,317.97	

	180,539,661.48	180,630,638.26
	180,539,661.48	180,630,638.26

1.	151,294,405.69	72,327,240.17	13,769,142.58	7,616,051.36	58,034,585.61	303,041,425.41
2.	5,944,176.61	947,578.12	493,727.83	131,731.23	3,288,141.82	10,805,355.61
1		1,027,120.94	540,525.67	137,500.07	3,314,207.18	5,019,353.86
2	6,129,237.05					6,129,237.05
3						
4	-185,060.44	-79,542.82	-46,797.84	-5,768.84	-26,065.36	-343,235.30

3.							
				124,838.40			124,838.40
1				124,838.40			124,838.40
2							
4.	157,238,582.30	73,274,818.29	14,138,032.01	7,747,782.59	61,322,727.43		313,721,942.62
1.	34,648,812.78	37,500,851.43	9,690,9-				

3

3.83

	6,129,237.05	



	187,674,051.87	115,022,974.13
	187,674,051.87	115,022,974.13



	13,859,433.93		13,859,433.93	13,849,035.70	13,849,035.70
	2,552,769.55		2,552,769.55	2,552,769.55	2,552,769.55
	368,521.72		368,521.72	3,408,381.38	3,408,381.38
	144,049,220.21		144,049,220.21	91,462,996.01	91,462,996.01
	2,088,495.60		2,088,495.60	2,088,495.60	2,088,495.60
	675,228.85		675,228.85	377,358.49	377,358.49
	22,686,935.92		22,686,935.92		
	1,393,446.09		1,393,446.09	1,283,937.40	1,283,937.40
	187,674,051.87		187,674,051.87	115,022,974.13	115,022,974.13



---

5,900,000.00	2,088,495.60		2,088,495.60	35.40%	34
92,630,000.00	377,358.49	297,870.36	675,228.85		

-0

2.	-11,262.50	5,904.08	-5,358.42
1			
2			
3			
4			



	6,898,988.05	1,326,265.55	7,564,655.43	1,280,416.99
	5,104,447.60	810,811.63	4,619,275.37	738,035.78
	639,808.97	159,952.24	1,066,959.22	266,739.81
	3,404,993.88	510,749.08	1,309,131.95	130,913.20
	2,200,000.02	330,000.00	266,666.68	40,000.00
	8,644,821.48	1,296,723.22		
	26,893,060.00	4,434,501.72	14,826,688.65	2,456,105.78

	155,949.48	23,392.42	155,949.48	23,392.42
	22,834,766.02	3,425,214.90	21,373,493.96	3,206,024.01
	22,990,715.50	3,448,607.32	21,529,443.44	3,229,416.43

		4,434,501.72		2,448,787.63
		3,448,607.32		3,229,416.43

		37,424,483.24	33,835,164.10
		362,991.38	215,989.74
		37,787,474.62	34,051,153.84





---

	3,828,896.44	33,584,037.74	37,167,909.44	245,024.74
--	--------------	---------------	---------------	------------



7,940,898.32	2,197,026.07
174,372.42	205,248.29
6,086.46	95,097.78
3,049.35	57,058.67
2,032.89	38,039.11
477,	

	1,565,654.28	1,550,486.75
	1,565,654.28	1,550,486.75

	381,073.73	381,733.91
	381,073.73	381,733.91

	188,632.00	738,164.15
	-7,771.34	-11,060.88
	180,860.66	727,103.27

	189,867,760.00	189,867,760.00
	189,867,760.00	189,867,760.00

	189,867,760.00			189,867,760.00	
	189,867,760.00			189,867,760.00	--

	266,666.68	2,000,000.00	66,666.66	2,200,000.02	
	266,666.68	2,000,000.00	66,666.66	2,200,000.02	--

								/
	266,666.68			66,666.66				200,000.02
		2,000,000.00						2,000,000.00

1  
 [2019]21  
 50  
 2  
 200

20  
 2020

[2019]6  
 2019

		+ -					
	70,000,000.00						70,000,000.00

P

--	--	--



	403,484,058.29	381,572,064.10
+ -	-93,848.94	
	403,390,209.35	381,572,064.10
	50,674,421.19	17,756,465.32
	4,899,996.35	14,000,000.00
	449,164,634.19	385,328,529.42

1)		0.00
2)	-93,848.94	
3)	0.00	
4)		0.00
5)	0.00	

	425,035,944.89	316,208,778.21	134,168,703.77	80,719,424.91
	268,921.03	226,292.11	228,446.70	123,049.12
	425,304,865.92	316,435,070.32	134,397,150.47	80,842,474.03

	1	2	
	425,304,865.92		425,304,865.92
	129,561,547.43		129,561,547.43
	260,853,678.24		260,853,678.24
	7,725,731.88		7,725,731.88
	26,301,797.12		26,301,797.12
	16,373.45		16,373.45
	845,373.80		845,373.80
	425,304,865.92		425,304,865.92
	97,281,609.86		

	425,304,865.92			425,304,865.92
	425,304,865.92			425,304,865.92
		37,351.2		

	250,224.51	377,555.58
	149,532.18	226,533.33
	591,457.58	487,852.50
	956,551.49	337,954.59
	8,593.05	9,227.31
	204,897.06	137,736.00
	99,688.09	151,022.26
	6,306.00	6,306.00
	2,267,249.96	1,734,187.57

	5,198,498.79	4,987,864.23
	176,031.22	277,352.12
	2,393,543.45	2,356,290.26
	0.00	2,629,454.02
	175,551.84	766,254.61
	408.90	18,019.42
	1,415,315.95	1,596,393.16
	4,640,782.06	3,737,100.99
	345,628.00	975,479.73

	11,369,145.37	9,333,253.85
	9 4. 8	

2021

	7,253,496.90	-2,614,176.96
	148,722.59	79,473.30
	5,285,217.87	-3,461,744.75

	500,000.00	
	29,050.00	195,131.71
		97,200.00
	66,666.66	129,094.09
		10,000,000.00
	100,000.00	200,000.00
	50,000.00	
2020	199,400.00	
	32,500.00	
	45,584.71	2,532.58
	1,023,201.37	10,623,958.38



		781.70	
		781.70	

		10,342,888.58	3,568,285.91
		-1,768,303.42	855,894.57
		8,574,585.16	4,424,180.48

		59,472,786.77
/		8,920,918.02
		-399,959.05

	10,006,397.48	12,476,712.97
	9,391,557.15	7,994,556.08
	148,722.59	79,473.30
		781.70
	2,174,087.90	100,626.00
	2,747,339.69	3,240,186.13
	24,468,104.81	23,892,336.18

	850,000.00	9,033,302.41
	19,997,955.37	
	205,660.00	
	21,053,615.37	9,033,302.41

1	--	--
	50,898,201.61	17,240,157.53
	-447,273.46	2,061,660.88
	10,957,944.08	9,475,373.83
	845,808.18	
	931,999.83	446,555.25
	204,474.57	223,841.93
" "	-5,837.11	859.65
" "		
" "		
" "	-1,968,279.03	-847,567.79
" "	-602,220.05	-1,874,843.89
" "	-1,985,714.09	-270,756.02
	219,190.89	1,127,981.49

" "		
" "	-33,228,248.65	-3,440,803.99
" "	45,524,442.83	-105,443,300.30
" "	-61,150,714.54	396,498,566.49
	445,569.82	1,535,158.12
	10,639,344.88	316,732,883.18
2	--	--
3	--	--
	538,392,192.68	732,87.6
	689,394,817.62	136,957,214.92
	-151,002,624.94	611,937,074.60

	27,082,345.84	--

2021 6 30	6,169,588.27		30,847,823.52
2,926,485.46	18,905,388.72	1,845,620.40	6,320,641.4
3,370.00	5,072,450.85	25,037.80	161,748.45
25,037.80			

	--	--	430,334,201.89
	66,106,968.16	6.4601	427,057,625.01
	2,748.10	4.8528	13,335.98
	1,306,386,408.74	0.002267115	2,961,728.22
	3,427.15	1.645885	5,640.69
	254,011.87	0.008786	2,231.75

)	19,885	
3	NAIPU PERU MINERIA MAQUINARIA S.A.C (	)
	10	
4	NATIONAL MINING MACHINERY LLC(	)
	790,500	
5	NAIPU MINING MACHINERY INTERNATIONAL PTE.LTD.(	
)	500	
6	NAIPU MAQUINARIA PARA LA MINERIA.(	)
	100	
7	NAIPU MAQUINARIA DE MINERIA MEXICO(	
)	195	
8	GALBYN KHUR LLC	67,000
9	SINGAPORE NAIPU GLOBAL RESOURCE INVESTMENT PTE. LTD.	
	100	
10	NAIPU MINING MACHINERY ZAMBIA COMPANY LIMITED	
	15000	

	66,666.66		66,666.66
			956,534.71

SINGAPORE NAIPU GLOBAL RESOURCE INVESTMENT PTE. LTD.  
NAIPU MINING MACHINERY ZAMBIA COMPANY LIMITED



100.00%

100.00%

100.00%

90.00%

100.00%

70.00%

ê

--		
/		
/		

	/	/
	--	--
	582,778.95	609,154.06
	--	--
--		
--	-26,375.11	-52,614.24
--	-26,375.11	-52,614.24
	--	--
	8,517,539.02	7,915,318.97
	--	--
--	602,220.05	623,331.56
--		
--	602,220.05	623,331.56

9

2021

( )

GDP

2021 6 30

1

24,000,000.00	24,000,000.00
30,847,823.52	30,847,823.52
64,849,283.00	64,849,283.00
4,334,8	

	499,605,168.26	9,287,518.52	197,546.46	323,535.70	589,015.31	510,002,784.25
	3,794,490.47	252,230.69		4,764.29	10,588.57	4,062,074.02
	3,889,445.78	151,193.15			9,339.00	4,049,977.93
	7,683,936.25	403,423.84	--	4,764.29	19,927.57	8,112,051.95

3

2021 6 30

10%

52,019,928.19 2020

50,189,073.23 )

1

2 2021 6 30

	--	--	--	--
			38,706,650.94	38,706,650.94
1.				
1			38,706,650.94	38,706,650.94
2				
3				
2.				
1				





/

		25,339.10			
--	--	-----------	--	--	--

/

	/		7,976,326.88	8,005,514.91
			557,969.00	

	100,000,000.00	2018	12	13	2021	12	12
	270,000,000.00	2021	01	27	2024	01	26
	80,000,000.00	2019	11	14	2020	11	14
	100,000,000.00	2020	07	23	2021	07	23
	30,000,000.00	2020	05	28	2021	05	25

1 2018 12 13

1

2020 12 31

0

2 2021 01 27

2.7

2021 6 30

2400

3 2019 11 14

2019

230265

8,000.00

2021 6 30

2,900,284.06

18,736,125.06

6,294,440.00

4 2020 7 23

( 2020

230147 )

10,000.00



	120,255,211.47	98.83%	6,694,465.74	5.57%	113,560,745.73	124,227,583.12	98.86%	6,888,743.53	5.55%	117,338,839.59
	61,888,335.75	50.86%	3,776,121.95	6.10%	58,112,213.80	67,903,396.24	54.04%	4,072,534.19	6.00%	68,830,862.05
	58,366,875.72	47.97%	2,918,343.79	5.00%	2,918,343.79		44.82%	2,816,209.34	5.00%	53,507,977.54
	121,682,311.47	100.00%	8,121,565.74		113,560,745.73	125,654,683.12	100.00%	8,315,843.53		117,338,839.59

1,427,100.00


1,150,988.00      1,150,988.00      100.00%

51,200.00      51,200.00      100.00%

--





	84,417.36	151,713.08				236,130.44
	5,318,377.78	1,113,947.88				6,432,325.66
	5,402,795.14	1,265,660.96				6,668,456.10

		39,778,065.75	2-4	30.01%	1,988,903.29
		23,256,360.00	1-3	17.55%	1,162,818.00
		22,000,000.00	1	16.60%	1,100,000.00
		13,660,170.42	1-2	10.31%	683,008.52
		10,153,882.50	1-5	7.66%	507,694.13
	--	108,848,478.67	--	82.12%	5,442,423.94

	78,634,398.51		78,634,398.51	78,629,875.67		78,629,875.67
	9,100,317.97		9,100,317.97	8,524,473.03		8,524,473.03
	87,734,716.48		87,734,716.48	87,154,348.70		87,154,348.70

( )

	573,360.00					573,360.00	
	615,720.00					615,720.00	
	592,110.00					592,110.00	
	14,143,520.00					14,143,520.00	
	33,922,100.00					33,922,100.00	
	6,829,120.20					6,829,120.20	
	604,359.00					604,359.00	
	1,000,000.00					1,000,000.00	
	20,000,000.00					20,000,000.00	
	10,000.00					10,000.00	
		4,522.84				4,522.84	
	78,629,875.67	4,522.84				78,634,398.51	

( )

( )

609,154.06

-26,375.11 582,778.95

609,154.06

-26,375.11 582,778.95

1,180,103.99

271,390.81

1,451,494.80

6,735,214.98

330,829.24

7,066,044.22

7,915,318.97

602,220.05

8,517,539.02

	410,519,825.35	310,794,572.02	129,559,537.55	79,215,031.35
	224,066.19	201,659.58	136,721.24	123,049.12
	410,743,891.54	310,996,231.60	129,696,258.79	79,338,080.47

	1	2		
	410,743,891.54			410,743,891.54
	120,520,848.93			120,520,848.93
	260,041,063.24			260,041,063.24
	6,086,653.81			6,086,653.81
	23,105,425.04			23,105,425.04
	189,017.56			189,017.56
	800,882.96			800,882.96
	410,743,891.54			410,743,891.54
	94,331,894.36			94,331,894.36
	316,411,997.18			316,411,997.18
	410,743,891.54			410,743,891.54
	410,743,891.54			410,743,891.54
	410,743,891.54			410,743,891.54

	602,220.05	623,331.56
		1,251,512.33



	97,948.61	
	173,606.53	
	953,380.56	--

1 — 1 —

		/	/
	5.67%	0.7259	0.7259
	5.56%	0.7122	0.7122

