




2020

2020-101

)

(



“

” “

”

-----	2
-----	5
-----	10
-----	22
-----	33
-----	51
-----	56
-----	57
-----	58
-----	59
-----	60
-----	174

Erdenet		Erdenet Mining Corporation
		KAZ Minerals LLC LSE:KAZ.L 0847.HK
OT		Oyu Tolgoi LLC Rio Tinto
Compania Electro Metalurgica S.A.		Compañía Electro Metalúrgica S.A. (Cia Electro Metalurgica SA) SNSE:ELECMETAL
		NATIONAL MINING MACHINERY 70% Khishigbat Shagdardorj 30%
		ME NAIPU LIMITDA, 50% 50%
		2020 1 1 -2020 6 30

			300818
	NAIPU MINING MACHINERY CO., LTD.		

	52	52
	0793-8457210	0793-8457210
	0793-8461088	0793-8461088
	dongban@naipu.com.cn	dongban@naipu.com.cn

1

2019

2

2019

3

	2016 06 27	52	91361100781452 6310	91361100781452 6310	913611007814526 310
	2020 04 08	52	91361100781452 6310	91361100781452 6310	913611007814526 310
	2020 04 10				
	www.cninfo.com.cn				

	1,414,037,436.55	612,671,634.07	130.80%
	855,136,908.64	512,074,939.08	66.99%

	134,397,150.47		172,247,639.96	-21.97%
	17,756,465.32		34,731,296.99	-48.87%
	8,722,404.23		33,632,757.14	-74.07%
	316,732,883.18		39,177,900.29	708.45%
/	0.2647		0.66	-59.89%
/	0.2647		0.66	-59.89%
	2.39%		7.56%	-5.17%
	1,414,037,436.55		612,671,634.07	130.80%
	855,136,908.64		512,074,939.08	66.99%

	70,000,000
--	------------

	0.00
/	0.2537

1

2


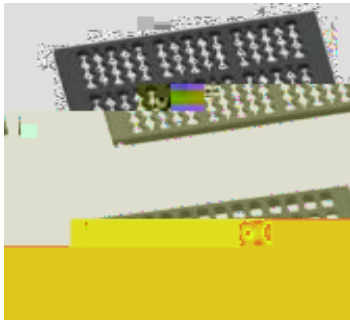
	5,207.50	
	1,594,421.02	
	-175.88	
	9,034,061.09	--

1 ——

1 ——

1 ——

2 Àçx>t£"FL y~ @ÀC0 2<<!VŠX!Z! baåŠ Ci† ah 4P)x^ 2 ñX•Ý@ÀC0

2





1

2009

1

2 $\alpha !e \xi \acute{E} \alpha _p \% \hat{c}^{3}.C \times \div \acute{u} 4 \acute{O}^2 \acute{E} \acute{A} E > o \ 0 \acute{s} E \acute{o}$

50%

8-10

3

10.37*5.19m

3

5

1/4

3

KAZ Minerals LLC Oyu Tolgoi LLC

Compania Minera Antamina S.A. Erdenet Mining Corporation

Erdenet Mining Corporation

2006

4

2014
2015

10.37*5.49m

10.37*5.19m

5

20

2014
2015

2018

20

	134,397,150.47	172,247,639.96	-21.97%	
	80,842,474.03	87,459,791.52	-7.57%	
	17,464,577.20	19,488,040.07	-10.38%	
	19,820,801.51	18,529,387.30	6.97%	
	-3,461,744.75	1,241,621.92	-378.81%	
	4,424,180.48	6,889,912.21	-35.79%	
	6,774,006.14	5,326,469.35	27.18%	
	316,732,883.18	39,177,900.29	708.45%	

	1,874,843.89	8.65%		
	5,989.20	0.03%		
	781.70	0.00%		
	10,623,958.38	49.04%		

1

	815,594,425.51	57.68%	181,408,992.71	30.17%	27.51%	
	108,527,356.44	7.67%	81,389,248.38	13.54%	-5.87%	
	98,585,116.36	6.97%	98,202,124.10	16.33%	-9.36%	
	0.00		0.00			
	8,825,329.09	0.62%	8,285,902.55	1.38%	-0.76%	
	170,857,833.84	12.08%	171,335,576.64	28.49%	-16.41%	
	19,104,174.48	1.35%	4,575,399.34	0.76%	0.59%	
	10,000,000.00	0.71%	41,500,000.00	6.90%	-6.19%	
	0.00		0.00			

2

1.					230,000,000.00	205,000,000.00		25,000,000.00
2.								

3.					
4.					
	0.00		230,000,000.00	205,000,000.00	25,000,000.00

			845,1 24.00	100.0 0%						0.00	-745,7 36.20			
	--	--	845,1 24.00	--	--	--	--	--	--	0.00	-745,7 36.20	--	--	--

3

4

- D Q ~ °

	6,631.44
	8,040.08
	0
	0

3

6

1

2

3

1

2020 6 1

2020 6 17
3

2020 6 17

2020

1

2

4

5

2020 2

				349	24
	1		3000t		900t
900t		150t	100t		

6

2020 06 05				/	2020 6 6 http://www.cninfo.com.cn
2020 06 11					2020 6 11 http://www.cninfo.com.cn

1

2020	56.33%	2020	03	17	2020 03 18	www.cninfo.com.cn 2020-013
2020						

			1					
			2			25%		
			3	18 7 12	6 12			
			4				2020 02 12	
			5		20			
			6					
			1		12			
	;		2			25%	2020 02 12	
	;		3	18 7 12	6 12			

--	--	--

			1			
			2			
				20		
			1			
			2			
	;				2020	2023
	;	IPO			02	2
	;				12	11
	;		1			
			2			
			3			
			3			

			”			
			2			
			“			
			1			
				5		
			2			
					30	
			3			
						”
			3			

“

”

1

“

1;
;
;
;
;
;
;**2**

3

			”			
		; ; ; ; ; ; ;	1 2 3	2020 02 12		
			1 2 3	2020 02 12	2025 2 11	
			10%			

			1			
			2			
		;	3		2020 02 12	2023 2 11
				2020 02 12		
	IPO		20	2020 05 06	2023 2 11	
			1			

*6Ä
7QÄ%yÄOÄñj

4×10ÑŽ•É10Ä:XRÖÄ×gH°Ñs4ÄñZNgApZWñZ4ÄmOÄ

“

”

“

”

1

						800.5 5	8.62%	2,000					
				--	--	800.5 5	--	2,000	--	--	--	--	--

	2020 4 13			2019
		2020		2020
			2000	
	800.55			

2

3

4

5

1


1

2

3

2

3



1

1 2019 2 25

		21.14	17,500,000	2020 02 12	17,500,000		--	

2020 132

A 17,500,000

2020 81

2020 2 12

			11,167			8		0
		53.37%	37,357,000	0	37,357,000	0		3,000,000
		5.71%	4,000,000	0	4,000,000	0		
		5.71%	4,000,000	0	4,000,000	0		
		2.29%	1,600,000	0	1,600,000	0		
		1.26%	881,000	0	881,000	0		
		1.14%	800,000	0	800,000	0		
		0.97%	680,000	0	680,000	0		



	0.97%	680,000	0	680,000	0	
	0.97%	680,000	0	680,000	0	
	0.97%	680,000	0	680,000	0	
10						
3						

10

10

10

10

1

2020 06 30

	2020 6 30	2019 12 31
	815,594,425.51	202,637,354.92
	25,000,000.00	
	2,057,764.88	7,390,264.90
	108,527,356.44	76,523,056.57
	78,798,173.42	1,567,352.24
	3,404,744.02	2,940,586.95

	98,585,116.36	95,144,312.37
	1,076,522.20	
	4,308,888.83	4,711,486.74
	1,137,352,991.66	390,914,414.69
	8,825,329.09	8,254,611.77
	170,857,833.84	169,549,820.72
	19,104,174.48	17,626,439.08
	19,341,214.51	19,545,914.48
	425,099.83	648,941.76
	2,131,335.67	1,860,579.65
	55,999,457.47	4,270,911.92
	276,684,444.89	221,757,219.38
	1,414,037,436.55	612,671,634.07
	10,000,000.00	19,800,000.00

	3,619,931.00	8,000,000.00
	48,395,460.77	53,111,294.68
	3,222,240.85	4,334,035.49
	403,805,366.53	
	123,593.33	231,467.30
	5,874,025.37	

	70,000,000.00	52,500,000.00
	353,163,242.19	32,109,468.51
	1,811,424.81	1,059,694.25
	44,833,712.22	44,833,712.22
	385,328,529.42	381,572,064.10
	855,136,908.64	512,074,939.08
	4,741,507.43	5,335,538.40
	859,878,416.07	517,410,477.48
	1,414,037,436.55	612,671,634.07

2

	2020 6 30	2019 12 31
	687,460,971.66	98,139,871.02
	25,000,000.00	
	2,057,764.88	7,390,264.90
	130,155,143.15	86,324,335.72
	76,218,284.29	1,246,598.55
	107,587,244.35	83,000,030.31
	89,291,671.96	89,762,778.86

	1,076,522.20	
	2,755,699.58	3,521,862.73
	1,121,603,302.07	369,385,742.09
	65,806,952.76	64,391,111.44
	145,181,491.19	143,260,508.92
	14,076,968.17	13,465,165.69
	18,217,153.91	18,392,610.11
	425,099.83	648,941.76
	2,385,838.29	

	5,282,166.34	2,000,507.94
	165,323.61	260,820.34
	1,000,000.00	1,000,000.00
	470,329,032.09	84,858,202.59
	620,833.34	749,927.43
	2,025,751.07	897,769.58
	71,200,410.00	
	73,846,994.41	1,647,697.01
	544,176,026.50	86,505,899.60
	70,000,000.00	52,500,000.00
	353,163,242.19	32,109,468.51
	-161,009.48	-108,395.24



	875,886,610.50	528,375,695.57
	1,420,062,637.00	614,881,595.17

3



	“ _”	-2,061,660.88	1,447,700.03
	“ _”		-21,708.31
	“ _”	-859.65	-9,048.00
	“ ”	21,659,130.51	40,767,622.58
		5,989.20	
		781.70	-315,244.08
	“ ”	21,664,338.01	41,082,866.66
		4,424,180.48	6,889,912.21
	“ ”	17,240,157.53	34,192,954.45
1.	“ ”	17,240,157.53	34,192,954.45
2.	“ ”		
1.		17,756,465.32	34,731,296.99
2.		-516,307.79	-538,342.54
		674,007.38	1,034,156.42
		751,730.56	921,119.06
1.			
2.			

	-594,030.97	-425,305.18

	“ ”	23,009,755.49	41,774,637.94
	“ ”		
		-52,614.24	27,816.02
	1.		
	2.		
	3.		
	4.		
	5.		
		-52,614.24	27,816.02
	1.		
	2.		
	3.		
	4.		
	5.		
	6.	-52,614.24	27,816.02
	7.		
		22,957,141.25	41,802,453.96

5

	2020	2019
	495,102,734.42	137,280,626.89

	770.25	
	16,459,506.25	3,533,446.30
	511,563,010.92	140,814,073.19
	137,126,909.55	46,493,734.52
	30,069,080.83	28,735,231.60
	3,741,801.18	7,014,510.48
	23,892,336.18	19,392,696.30
	194,830,127.74	101,636,172.90
	316,732,883.18	39,177,900.29
	205,000,000.00	
	1,251,512.33	605,011.48
	71,210,706.00	53,920.00
	277,462,218.33	658,931.48
	67,856,916.09	16,166,509.16
	230,000,000.00	
	297,856,916.09	16,166,509.16
	-20,394,697.76	-15,507,577.68

	347,240,000.00	3,440,176.51
		3,440,176.51
	24,000,000.00	27,800,000.00
		24,637,080.00
	371,240,000.00	55,877,256.51
	33,800,000.00	20,400,000.00
	13,425,728.30	1,027,775.71
	9,033,302.41	1,170,000.00
	56,259,030.71	22,597,775.71
	314,980,969.29	33,279,480.80
	617,919.89	417,923.51
	611,937,074.60	57,367,726.92
	136,957,214.92	101,980,838.44
	748,894,289.52	159,348,565.36

6

	2020	2019
	478,144,855.44	133,393,429.18
	13,708,450.13	3,407,981.71
	491,853,305.57	136,801,410.89
	131,165,462.54	41,902,035.39
	24,788,961.90	23,710,247.83
	3,217,612.72	6,625,315.32
	43,887,290.99	20,829,748.38
	203,059,328.15	93,067,346.92
	288,793,977.42	43,734,063.97
	205,000,000.00	

	1,251,512.33	605,011.48
	71,210,706.00	53,920.00

7

	2020														
	52,500,000.00				32,109,468.51		1,059,694.25		44,833,712.22		381,572,064.10		512,074,939.08	5,335,538.40	517,410,477.48
	52,500,000.00				32,109,468.51		1,059,694.25		44,833,712.22		381,572,064.10		512,074,939.08	5,335,538.40	517,410,477.48
“ ”	17,500,000.00				321,053,773.68		751,730.56				3,756,465.32		343,061,969.56	-594,030.97	342,467,938.59

						751,730.56				17,756,465.32		18,508,195.88	-594,030.97	17,914,164.91
	17,500,000.00				321,053,773.68							338,553,773.68		338,553,773.68
1	17,500,000.00				321,053,773.68							338,553,773.68		338,553,773.68
2														
3														
4														
										-14,000,000.00		-14,000,000.00		-14,000,000.00
1														
2														
3										-14,000,000.00		-14,000,000.00		-14,000,000.00
4														
1														
2														
3														



4														
5														
6														
1														
2														
	70,000,000.00			353,163,242.19		1,811,424.81		44,833,712.22		385,328,529.42		855,136,908.64	4,741,507.43	859,878,416.07

	2019													
	52,500,000.00			32,109,468.51		-28,249.47		37,333,431.57		319,663,232.78		441,577,883.39	934,556.17	442,512,439.56



			37,333,431.57		354,394,529.77	477,230,299.44	4,625,799.55	481,856,098.99
--	--	--	---------------	--	----------------	----------------	--------------	----------------


8

--	--	--	--



1	17,500,000.00			321,053,773.68			338,553,773.68
2							
3							
4							
						-14,000,000.00	-14,000,000.00
1							
2						-14,000,000.00	-14,000,000.00
3							
1							
2							
3							
4							

5												
6												
1												
2												
	70,000,000.00				353,163,242.19		-161,009.48		44,833,712.22	408,050,665.57		875,886,610.50





“ ”					27,816.02	41,774,637.94	41,802,453.96
					27,816.02	41,774,637.94	41,802,453.96
1							
2							
3							
4							

2							
3							
4							

()

2011 4 25

5

1

2

3

4

6

1

2

1

2

A

B

C

D

7

1

2

8 —

8 —

8

9

1

2

”

“

10

(

)

()

1

1

a

b

2

3

4

5

a

b

1
2

1
2
3

1

3

1

2

5

9

12

- 1
- 2
- 3

- 4
- 5

- 1
- 2
- 3

- 4
- 5
- 6

1

2

3

		5%

13

10 6 .

1		12
2		5%

14

1

2

3

4

5

1

2

3

4

5

2

3

22 —

ÿ 22 —

ÿ 22 —

4

1

22 —

2

1

2

5

17

1

2

		20	5%	4.75%
		10	5%	9.5%
		4	5%	23.75%
		3	5%	31.67%
		5	5%	19%

3

b

18

1

2

19

1

2

3

3

4

20

1

1

--	--	--

	5	
	50	

2

1

	5	
	50	

2

2

1

2

3

4

5

21

22

1

1

2

	5	

23

24

1

2

3

25

1

2

26

1

2

3

4

27

1

2

3

28

2017 7 5 14 — ([2017]22)
2018 1 1 2020 1 1
2021 1 1
14 —

2020 1 1

FOB

CIF

1
2

3

4

5

29

1

2

1

3

30

/

()



2

32

32

--	--	--	--

3 2020

	2019 12 31	2020 01 01	
	202,637,354.92	202,637,354.92	
	7,390,264.90	7,390,264.90	
	76,523,056.57	69,983,883.95	
	1,567,352.24	1,567,352.24	
	2,940,586.95	2,940,586.95	
	95,144,312.37	95,144,312.37	
		6,539,172.62	
	4,711,486.74	4,711,486.74	
	390,914,414.69	390,914,414.69	

2020

8,254,611.77

92 604.16 122.7

169,549,820.72

0(6129.)-10(71)]TJ 634q 412.02 684.56 122.7

17,626,439.08

	1,059,694.25	1,059,694.25
	44,833,712.22	44,833,712.22
	381,572,064.10	381,572,064.10
	512,074,939.08	512,074,939.08
	5,335,538.40	5,335,538.40
	517,410,477.48	517,410,477.48

	84,858,202.59	84,858,202.59	
	749,927.43	749,927.43	
	897,769.58	897,769.58	
	1,647,697.01	1,647,697.01	
	86,505,899.60	86,505,899.60	
	52,500,000.00	52,500,000.00	
	32,109,468.51	32,109,468.51	
	-108,395.24	-108,395.24	
	44,833,712.22	44,833,712.22	
	399,040,910.08	399,040,910.08	
	528,375,695.57	528,375,695.57	
	614,881,595.17	614,881,595.17	

1

		13%
		5%
		15%
	70%	1.2%(12%)

	15%
	25%
	30%
	10% 25%
	25%
	27%
	10% 25%
	17%
	27%
	30%

2

2017

[2017]10

2017 8 23 2020 8 22

GR201736000398

15

1

	748,554,434.10	136,835,843.40
	66,700,136.00	65,680,140.00
	815,594,425.51	202,637,354.92

2

	25,000,000.00	
	25,000,000.00	
	25,000,000.00	

3

1

	2,057,764.88	7,111,305.00
		278,959.90
	2,057,764.88	



	1,686,443.40	1.44%	1,686,443.40	100.00%		1,686,443.40	2.23%	1,686,443.40	100.00%	
	115,185,880.77	98.56%	6,658,524.33	5.78%	108,527,356.44	73,974,725.94	97.77%	3,990,841.99	5.39%	69,983,883.95
	115,185,880.77	98.56%	6,658,524.33	5.78%	108,527,356.44	73,974,725.94	97.77%	3,990,841.99	5.39%	69,983,883.95
	116,872,324.17	100.00%	8,344,967.73		108,527,356.44	75,661,169.34	100.00%	5,677,285.39		69,983,883.95

1,686,443.4

	1,150,988.00	1,150,988.00	100.00%
	51,200.00		

3	4	3,318.80
4	5	6,000.00
5		2,207,136.28
		116,872,324.17

2

	1,686,443.40					1,686,443.40
	3,990,841.99	2,667,682.34				6,658,524.33
	5,677,285.39	2,667,682.34				8,344,967.73

3

1	2			59,898.62	3.82%
2	3	729,276.62	0.93%	669,378.00	42.71%
3					
		78,798,173.42	--	1,567,352.24	--

1

666,900

2-3

2

Asian First Limited	41,471,833.30	52.63%
METRO SILVER INTERNATIONAL DEVELOPMENT LIMITED	13,936,567.00	17.69%
SHANGHAI DMTEC INDUSTRY LIMITED	7,576,580.00	9.62%
	6,963,000.00	8.84%
	4,576,355.24	5.81%
	74,524,335.54	94.58%

6

	3,404,744.02	2,940,586.95
	3,404,744.02	2,940,586.95

1)

	1,904,493.06	1,793,958.31
	1,800,541.58	1,364,945.91
	2,865.83	1,015.46

	3,707,900.47	3,159,919.68
--	--------------	--------------

2)

		12	()	()	
2020	1	1	219,332.73		219,332.73
2020	1	1	---	---	---
--					
--					
--					
--					

3)

	5,537,033.58		5,537,033.58	3,827,226.19		3,827,226.19
	22,350,555.16	21,762.44	22,328,792.72	27,577,319.00	43,604.16	27,533,714.84
	119,613.71		119,613.71	119,526.29		119,526.29
	6,065,321.54		6,065,321.54	5,942,236.32		5,942,236.32
	349,648.42		349,648.42	238,998.19		238,998.19
	23,192,754.53		23,192,754.53	20,582,132.97	40,924.95	20,541,208.02
	98,606,878.80	21,762.44	98,585,116.36	95,228,841.48	84,529.11	95,144,312.37

2

	43,604.16			21,841.72		21,762.44
	40,924.95			40,924.95		
	84,529.11			62,766.67		21,762.44

8

	1,133,181.26	56,659.06	1,076,522.20	7,277,368.78	738,196.16	6,539,172.62
	1,133,181.26	56,659.06	1,076,522.20	7,277,368.78	738,196.16	6,539,172.62

9

	29,812.00	29,812.00
	0.00	1,620,984.49
	859,943.05	939,692.89
	1,553,189.25	103,900.16
	251,444.54	198,950.55

	260,000,000.00	7,766,046.55	2,285,923.00	1,509,118.65		8,542,850.90	7.83%	8%				
	6,000,000.00	2,552,769.55				2,552,769.55	42.55%	45%				
	15,000,000.00	4,161,273.39	865,932.92			5,027,206.31	105.80%	100%				
		3,146,349.59	2,639,277.38	1,804,279.25		2,981,347.72						
	281,000,000.00	17,626,439.08	5,791,133.30	3,313,397.90		19,104,174.48	--	--				--

13

1.	21,054,549.87		2,316,485.68

1					
4.					
1.	17,755,286.84			1,585,927.67	19,341,214.51
2.	17,960,494.03			1,585,420.45	19,545,914.48

14

3

		2,131,335.67		1,860,579.65
		2,049,143.49		921,162.00

4

		30,891,208.11	23,644,111.29
		1,808,577.66	206,605.83
		32,699,785.77	23,850,717.12

5

2020	1,618,548.25	1,618,548.25	
2021	1,962,946.60	1,962,946.60	
2022	4,947,572.06	3,644,763.66	
2023	4,911,476.84	4,911,476.84	
2024	8,405,916.48	6,592,445.19	
2025	3,057,572.29	0.00	
2028	25,751.01	25,751.01	
2029	1,047,966.48	1,047,966.48	
2030	753,265.92	0.00	
	4,160,192.18	3,840,213.26	
	30,891,208.11	23,644,111.29	--

1

2 4

3 2

4 4

5

10

16

	7,605,415.86		7,605,415.86	3,299,359.68		3,299,359.68
	8,394,041.61		8,394,041.61	971,552.24		971,552.24
	40,000,000.00		40,000,000.00			
	55,999,457.47		55,999,457.47	4,270,911.92		4,270,911.92

17

		9,800,000.00
	10,000,000.00	10,000,000.00
	10,000,000.00	19,800,000.00

18

	3,619,931.00	8,000,000.00
	3,619,931.00	8,000,000.00

0

19

--	--

	48,395,460.77	53,111,294.68
--	---------------	---------------

20

	3,222,240.85	1,036,367.96
	3,222,240.85	1,036,367.96

21

	403,805,366.53	3,297,667.53
	403,805,366.53	3,297,667.53

--	--

1	199,646.18	26,202,462.42	26,318,805.59	83,303.01
2	2,484.40	2,840,103.01	2,830,068.77	12,518.64
3	7,081.02	507,708.42	514,789.44	
	5,782.88	470,082.81	475,865.69	
	945.80	6,015.49	6,961.29	
	352.34	21,610.12	31,962.46	
4		502,020.46	502,020.46	
5		118,375.01	118,375.01	
6				
7				
	209,211.60	30,170,669.32	30,284,059.27	95,821.65

3

1	11,166.72	613,266.66	606,178.88	18,254.50
2	11,088.98	10,435.96	12,007.76	9,517.18
	22,255.70	623,702.62	618,186.64	27,771.68

23

	239,666.31	304,967.92
	3,600,483.39	1,644,647.48
	1,190,022.28	176,063.89
	137,826.33	74,047.85
	202,196.15	202,196.15
	272,911.57	272,911.57
	89,940.00	30,184.80
	82,695.80	44,428.71

	55,130.54	29,619.14
	3,153.00	3,153.00
	5,874,025.37	2,782,220.51

24

	4,248,015.80	4,331,049.18
	4,248,015.80	4,331,049.18

	4,045,531.34	3,986,200.68
	202,484.46	344,848.50
	4,248,015.80	4,331,049.18

25

	1,000,000.00	1,000,000.00
	1,000,000.00	1,000,000.00

“ ”

2014 12 16

100

3

2017 12 19

2017 12 18

3

2020 12 19

	52,500,000.0	17,500,000.0				17,500,000.0	70,000,000.0
	0	0				0	0

29

	31,742,036.26	321,053,773.68		352,795,809.94
	367,432.25			367,432.25
	32,109,468.51	321,053,773.68		353,163,242.19

30

		1,059,694				751,730.	-77,723.	1,811,
		.25				56	18	424.81

	1,059,694			751,730.	-77,723.	1,811,
	.25			56	18	424.81
	1,059,694			751,730.	-77,723.	1,811,
	.25			56	18	424.81

	385,328,529.42	354,394,529.77
--	----------------	----------------

- 1)
- 2)
- 3)
- 4)
- 5)

33

	134,168,703.77	80,719,424.91	171,931,510.41	87,172,681.55
	228,446.70	123,049.12	316,129.55	287,109.97
	134,397,150.47	80,842,474.03	172,247,639.96	87,459,791.52

	1	2		
	134,397,150.47			134,397,150.47
	92,890,310.94			92,890,310.94
	22,263,549.94			22,263,549.94
	3,485,897.87			3,485,897.87
	13,148,646.35			13,148,646.35
	2,380,298.67			2,380,298.67
	228,446.70			228,446.70
	75,702,639.66			75,702,639.66
	58,694,510.81			58,694,510.81
	134,397,150.47			134,397,150.47

34

	377,555.58	647,433.97
	226,533.33	388,535.28
	487,852.50	469,066.37
	337,954.59	404,392.30
	9,227.31	8,112.40
	137,736.00	109,417.06
	151,022.26	257,846.62
	6,306.00	6,306.00
	1,734,187.57	2,291,110.00

35

	4,987,864.23	4,884,341.69

	105,017.82	108,794.21
	687,034.53	1,042,597.00
	32,550.71	184,686.08
	1,859,453.84	1,826,304.14
	59,017.52	27,295.58
	443,566.28	462,326.34
	57,742.74	54,933.16
	1,584,515.23	1,198,960.57
	296,488.26	286,101.14
	337,049.48	324,470.89
	829,651.75	341,392.83
	47,476.20	42,066.93
	112,500.00	112,500.00
	378,336.53	30,068.97
	1,230,183.91	1,010,265.51
	741,259.39	320,246.50
	759,828.21	1,382,236.15
	19,820,801.51	18,529,387.30

37

	4,686,932.52	3,755,323.73

	476,968.32	1,429,477.90
	-1,404,009.41	-480,775.99
	-2,614,176.96	231,930.03
	79,473.30	60,989.98
	-3,461,744.75	1,241,621.92

39

41

	-92,089.05	16,494.47
	-735,610.32	
	-1,248,643.61	1,421,205.56
	14,682.10	10,000.00
	-2,061,660.88	1,447,700.03

42

		-21,708.31
		-21,708.31

43

	-859.65	-9,048.00

44

	5,989.20		5,989.20
	5,989.20		5,989.20

45

	781.70		781.70
		56,189.22	
		30.00	
		9,901.70	
		30,000.00	
		-411,365.00	
	781.70	-315,244.08	781.70

46

1

	3,568,285.91	7,076,193.20
	855,894.57	-186,280.99
	4,424,180.48	6,889,912.21

2

--	--

	21,664,338.01
/	3,249,650.70
	-890,251.28
	-113,521.38
	769,264.88
	1,409,037.56
	4,424,180.48

47

1

	10,492,331.71	1,451,210.37
	1,404,009.41	480,775.99
	1,404,400.00	537,852.44
()	3,158,765.13	1,063,607.50
	16,459,506.25	3,533,446.30

2

	12,476,712.97	11,625,830.45
	7,994,556.08	7,331,055.96
	79,473.30	60,989.98
	781.70	39,901.70
	100,626.00	
()	3,240,186.13	334,918.21
	23,892,336.18	19,392,696.30

3

		24,637,080.00
		24,637,080.00

4

	9,033,302.41	1,170,000.00
	9,033,302.41	1,170,000.00

48

1

1	--	--
	17,240,157.53	34,192,954.45
	2,061,660.88	-1,425,991.72
	9,475,373.83	9,214,389.29
	446,555.25	381,883.37
	223,841.93	324,470.89
“ ”	859.65	9,048.00
“ ”		56,189.22
“ ”	-847,567.79	1,203,595.03
“ ”	-1,874,843.89	-321,471.35

“ ”	-270,756.02	-182,396.36
“ ”	1,127,981.49	
“ ”	-3,440,803.99	3,633,031.69
“ ”	-105,443,300.30	4,822,308.26
“ ”	396,498,566.49	-10,996,511.00
	1,535,158.12	-1,733,599.48
	316,732,883.18	39,177,900.29
2	--	--
3	--	--
	748,894,289.52	159,348,565.36
	136,957,214.92	101,980,838.44
	611,937,074.60	57,367,726.92

2

	748,894,289.52	136,957,214.92
	339,855.41	121,371.52
	748,554,434.10	136,835,843.40

	748,894,289.52	136,957,214.92

49

	66,700,136.00	

	42,023,082.00		364,424.17
	53,038.61	0.30705	16,285.51
	1,904.57	5.0813	9,677.69

1

1



2

	/
	/

	6,357,513.44	5,049,313.78
	21,327.54	23,831.01
	6,378,840.98	5,073,144.79
	3,284,505.54	2,530,357.74
	0.00	0.00
	3,284,505.54	2,530,357.74
	3,094,335.44	2,542,787.05
	1,516,224.36	1,245,965.65

	6,529,071.89	5,952,911.41
	--	--
--	353,072.85	278,700.66
--		
--	353,072.85	278,700.66

	25,000,000.00	
	2,057,764.88	
	116,872,324.17	8,344,967.73
	3,707,900.47	303,156.45
	147,637,989.52	8,648,124.18



2020

	86,242,343.86		86,242,343.86
	86,242,343.86		86,242,343.86

1.

1

2 2020 6 30

	472,928,400.41	2,072,324.56	9,677.69	364,424.17	26,697.75	475,401,524.58
	27,482,774.96	6,815,979.97		111,842.69	26,577.04	34,437,174.66
	19,184.39	140,343.67	2,854.67	22,590.56	124,796.25	309,769.54
	500,430,359.76	9,028,648.20	12,532.36	498,857.42	178,071.04	510,148,468.78
	9,363,634.69	35,489.37		55,234.26	48,206.6	9,502,564.92
	4,045,226.30	24,800.80			20,323.17	4,090,350.27
	13,408,860.99	60,290.17	-	55,234.26	68,529.77	13,592,915.19

:

	165,650,537.06	5,130,931.69	66,910.62	33,775.84	705,972.13	171,588,127.34
	9,929,009.96	5,405,236.16		198,979.02	28,509.38	15,561,734.52
	21,717.47	83,440.19		18,328.86	76,197.45	199,683.97
	175,601,264.49	10,619,608.04	66,910.62	251,083.72	810,678.96	187,349,545.83
	46,507,581.12	49,491.51		58,904.19	11,890.81	46,627,867.63
	4,040,942.87				29,285.97	4,070,228.84

1

	3			53.37%	53.37%

2

1

3

3

4

5**1**

/

					9,963.71

/

			8,005,514.91	8,357,993.37
				351,437.68

6
1

		3,333,823.27	166,691.16	2,387,591.40	139,235.80
		197,124.56	9,856.23	397,124.56	19,856.23

2

		11,657.79	11,657.79

1

1

	1,686,443.40	1.21%	1,686,443.40	100.00%	0.00	1,686,443.40	1.96%	1,686,443.40	100.00%	0.00
	137,911,313.71	98.79%	7,756,170.56	5.62%	130,155,143.15	84,216,947.18	98.04%	4,431,784.08	5.26%	79,785,163.10
	62,842,669.19	45.02%	3,142,133.46	5.00%	59,700,535.72	43,838,405.72	51.04%	2,191,920.28	5.00%	41,646,485.44
	75,068,644.53	53.77%	4,614,037.10	6.15%	70,454,607.43	40,378,541.46	47.00%	2,239,863.80	5.55%	38,138,677.66
	139,597,757.11	100.00%	9,442,613.96		130,155,143.15	85,903,390.58	100.00%	6,118,227.48		79,785,163.10

1,686,443.4

	1,150,988.00	1,150,988.00	100.00%	
	51,200.00	51,200.00	100.00%	
	259,343.40	259,343.40	100.00%	
	224,912.00	224,912.00	100.00%	
	1,686,443.40	1,686,443.40	--	--

1	1	132,740,438.54
1	2	2,045,388.25
2	3	2,595,475.24
3		2,216,455.08
3	4	3,318.80
4	5	6,000.00
5		2,207,136.28
		139,597,757.11

2

	1,686,443.40	0.00			1,686,443.40
	2,191,920.28	950,213.18			3,142,133.46
	2,239,863.80	2,374,173.30			4,614,037.10
	6,118,227.48	3,324,386.48			9,442,613.96

3

	31,365,058.39	22.47%	1,568,252.92
	25,253,639.70	18.09%	1,262,681.99
FUNDICION TALLERES LIMITADA	11,880,759.02	8.51%	594,037.95
	5,443,292.63	3.90%	272,164.63
	4,245,103.39	3.04%	212,255.17
	78,187,853.13	56.01%	

2



2020 6 30	5,763,719.83			5,763,719.83
-----------	--------------	--	--	--------------

1	1			112,921,018.14
1	2			255,922.71
2	3			83,174.00
3				90,849.33
3	4			16,069.68
4	5			
5				74,779.65
				113,350,964.18

3)

	0.00	0.00				0.00
	4,225,094.88	1,287,925.35				5,513,020.23
	175,362.53	75,337.07				250,699.60
	4,400,457.41	1,363,262.42				5,763,719.83

4)

--	--	--	--	--	--

		43,592,021.25		38.46%	2,179,601.06
		25,486,200.00		22.48%	1,274,310.00
		14,948,522.42		13.19%	747,426.12
		8,554,628.00		7.55%	427,731.40
		7,619,878.24		6.72%	380,993.91
	--	100,201,249.91	--	88.40%	5,010,062.49

3

	56,981,623.67		56,981,623.67	56,136,499.67	56,136,499.67
	8,825,329.09		8,825,329.09	8,254,611.77	8,254,611.77
	65,806,952.76		65,806,952.76	64,391,111.44	64,391,111.44

1

	((
))	
	339,586.47					339,586.47	
	573,360.00					573,360.00	
	615,720.00					615,720.00	
	592,110.00					592,110.00	
	14,143,520.00					14,143,520.00	
	33,922,100.00					33,922,100.00	

	4,345,744.20	845,124.00				5,190,868.20	
	604,359.00					604,359.00	
	1,000,000.00					1,000,000.00	
	56,136,499.67	845,124.00				56,981,623.67	

2

	((
))
	832,647.08		-52,614.24	780,032.84
	832,647.08		-52,614.24	780,032.84
	1,245,965.65	270,258.71		1,516,224.36
	6,175,999.04	353,072.85		6,529,071.89
	7,421,964.69	623,331.56		8,045,296.25
	8,254,611.77	623,331.56		8,825,329.09

	129,696,258.79	79,338,080.47	169,408,480.92	85,769,305.03
--	----------------	---------------	----------------	---------------

	1	2		
				129,696,258.79
				94,025,711.28
				22,574,118.50
				3,503,286.31
				6,732,491.41
				2,723,930.05
				136,721.24
				74,894,439.52
				54,801,819.27
				129,696,258.79

5

	623,331.56	321,471.35
	1,251,512.33	
	1,874,843.89	321,471.35

1

	-859.65	
	10,623,958.38	

	5,207.50	
	1,594,421.02	
	-175.88	
	9,034,061.09	--

2

		/	/
	2.38%	0.2647	0.2647
	1.18%	0.12	0.12

第十二节 备查文件目录

载有法定代表人签名的半年度报告全文

载有法定代表人、主管会计人员、会计机构和会计人员签字的半年度报告全文

载有会计师事务所盖章、注册会计师签字并盖章的审计报告原件

载有报告期内历次发行证券的募集说明书全文

载有报告期内历次发行证券的发行情况报告书全文

载有报告期内历次发行证券的发行公告全文

载有报告期内历次发行证券的发行保荐书全文

载有报告期内历次发行证券的发行保荐工作报告全文

载有报告期内历次发行证券的发行承销协议全文

载有报告期内历次发行证券的发行承销协议补充协议全文

载有报告期内历次发行证券的发行承销协议补充协议全文

载有报告期内历次发行证券的发行承销协议补充协议全文

载有报告期内历次发行证券的发行承销协议补充协议全文

载有报告期内历次发行证券的发行承销协议补充协议全文

载有报告期内历次发行证券的发行承销协议补充协议全文

载有报告期内历次发行证券的发行承销协议补充协议全文

载有报告期内历次发行证券的发行承销协议补充协议全文

载有报告期内历次发行证券的发行承销协议补充协议全文

载有报告期内历次发行证券的发行承销协议补充协议全文

载有报告期内历次发行证券的发行承销协议补充协议全文

载有报告期内历次发行证券的发行承销协议补充协议全文

载有报告期内历次发行证券的发行承销协议补充协议全文

载有报告期内历次发行证券的发行承销协议补充协议全文

载有报告期内历次发行证券的发行承销协议补充协议全文

载有报告期内历次发行证券的发行承销协议补充协议全文

载有报告期内历次发行证券的发行承销协议补充协议全文

载有报告期内历次发行证券的发行承销协议补充协议全文

载有报告期内历次发行证券的发行承销协议补充协议全文

载有报告期内历次发行证券的发行承销协议补充协议全文

载有报告期内历次发行证券的发行承销协议补充协议全文

载有报告期内历次发行证券的发行承销协议补充协议全文

载有报告期内历次发行证券的发行承销协议补充协议全文

载有报告期内历次发行证券的发行承销协议补充协议全文